



District Report Card: 2017


State: Andhra Pradesh	District: Chittoor
Class: 8	Subject: Science
Schools: 51	Students: 1218


Participation/Coverage


Students

<div>GENDER</div> <div></div>	Boys				Girls			
	Number		%		Number		%	
	569		46.72		649		53.28	

<div>AREA</div> <div></div>	Rural				Urban			
	Number		%		Number		%	
	973		79.89		245		20.11	

<div>CATEGORY</div> <div></div>	SC		ST		OBC		GEN	
	Number	%	Number	%	Number	%	Number	%
	429	35.22	63	5.17	592	48.60	134	11.00

<div>CWSN</div> <div></div>	LD	VI	HI	S&LD	ID	Oth
	2	2	0	2	3	3

<div>Management</div> <div></div>	Government			Government-aided		
	Number		%	Number		%
	1218		100.00	0		0.00

Average Performance of Students in Science (%)

Overall	Gender		Area		Management		Social Group			
	Male	Female	Rural	Urban	Govt.	Aided	SC	ST	OBC	GEN
40.09	40.80	39.47	40.18	39.73	40.09	0.00	38.32	36.51	41.18	42.59

Performance on Learning Outcomes (LOs)

Learning Outcomes	Description	Average Performance(%)
SCI703	Classifies materials and organisms based on properties/characteristics	42.97
SCI704	Conducts simple investigation to seek answers to queries	26.75
SCI705	Relates processes and phenomenon with causes	41.48
SCI708	Measures and calculates e.g., temperature; pulse rate; speed of moving objects; time period of a simple pendulum, etc.	36.78
SCI710	Plots and interprets graphs	32.58
SCI711	Constructs models using materials from surroundings and explains their working	37.08
SCI801	Differentiates materials, organism and processes	47.81
SCI804	Relates processes and phenomenon with causes	46.55
SCI805	Explains processes and phenomenon	37.73
SCI807	Measures angles of incidence and reflection, etc.	35.22
SCI811	Applies learning of scientific concepts in day-to-day life	44.42
SCI813	Makes efforts to protect environment	40.97

Range of Performance of Students who Answered Correctly							
Below 30%		30% - 50%		50% - 75%		Above 75%	
Number	%	Number	%	Number	%	Number	%
454	37.27	412	33.83	294	24.14	58	4.76

Lowest Performing Learning Outcomes (LOs)

- 1 - Conducts simple investigation to seek answers to queries (26.75)
- 2 - Plots and interprets graphs (32.58)
- 3 - Measures angles of incidence and reflection, etc. (35.22)
- 4 - Measures and calculates e.g., temperature; pulse rate; speed of moving objects; time period of a simple pendulum, etc. (36.78)
- 5 - Constructs models using materials from surroundings and explains their working (37.08)